

MAX Inflator



MAX Inflator Mobile Air Xtreme

Superior Speed

Up to twice as fast as leaf blower style inflators

Completely Portable

Eliminates the need for costly compressors and airlines

Dual Selectable Pressure

Choose the output pressure needed as high as 2.2 or low as 1.5 PSI

Easy Handling

Weighs less than 5 lbs, with rubber gripping on handle



MAX Inflator Mobile Air Xtreme



The search for fast, effective and completely portable dunnage airbag inflation is finally over. Signode's new Mobile Air Xtreme MAX Inflator delivers maximum inflation speed with a light, battery operated technology. The MAX inflator un-tethers your protective transit productivity and unleashes a new era of speed, reliability and portability. Reduce costs by eliminating the need to install and maintain a compressor system. Developed by a dedicated team of the industry's leading design engineers and protective transit specialists, discover the Mobile Air Xtreme MAX Inflator difference.

Features and benefits

■ Comfortable design

Lightweight (< 5 lbs.), has a well-balanced center of gravity, and is equipped with contoured rubber gripping to provide a comfortable handling experience for the user, and helps eliminate wrist strain.

■ Selectable dual output selection

Equipped with a selectable HI/LO output pressure switch to accommodate a variety of applications. This option allows the user to choose between a HI output pressure of 2.2 psi or a LO output pressure of 1.5 psi. The switch also comes with a cover installed to protect from inadvertent switching and allows some level of authorized control for switching.

■ No compressor/airline required

Allows user to eliminate the need for expensive compressed air systems, and their associated airlines, thereby eliminating trip hazards from the workplace.

■ Fast inflation speed

Superior speed that reduces the amount of time spent installing the airbag and creates more time for completion of other tasks. Twice as fast as leaf blower style inflators.


■ Double output pressure

Increased output pressure pushes products to the walls and effectively secures them, reducing risk of shifting in transit. Most leaf blower style inflators range from 0.8 to 1.2 psi, which runs the risk of not effectively securing the product.

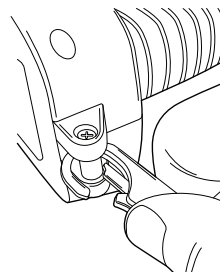


Variety of handling options

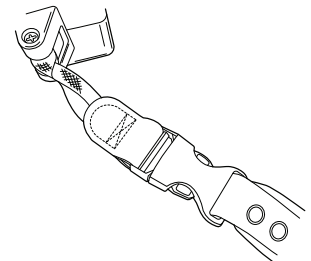
Belt clip



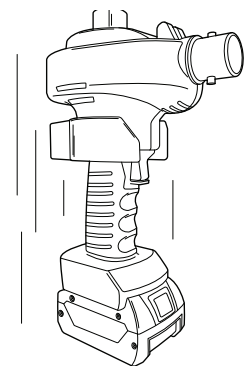
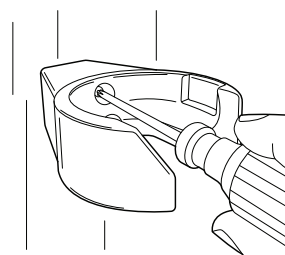
Sling



Lanyard

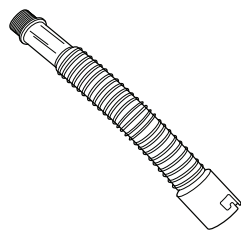


Holster



Variety of accessories

8" Inflator hose for extra reach



Inflator tip with collet for nozzle grip

